

Robert S. Moore, Jr.

Arkansas Highway Commission



Rotary Club of West Pine Bluff
Thursday, September 22, 2016

History





Prior to 1913

“We are always yapping about the ‘Good Old Days’ and how we look away back and enjoy it, but I tell you there is a lot of hoey to it.”

– Will Rogers





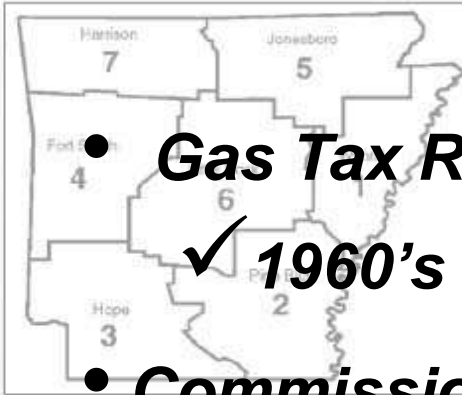
The Teens

- ***First Commission Created***
 - ✓ ***No Highway Department***
 - ✓ ***No Highway System***
- ***\$72,000 Total Budget***
- ***36,000 Miles of Public Roads***

Highway 71 near Bella Vista



The Thirties and Forties



- **Gas Tax Raised to 6.5 cents per Gallon**
✓ **1960's Before Next Increase**
- **Commission Structure Changed Two More Times**



Magnet Truck, Picked up
an average of 100 lbs
metal per mile

- **9,700 Highway Miles (4,900 Paved)**

State Highway Department HQ, 1939

- **Commission Structure Changed Two More Times**
- **Too much Political Influence on Highways**
– **Growing Discontent**





The Fifties



- **1951 - Highway Audit Commission Report**

- ✓ **“the advice, counsel and expert know-how which is available from the Department’s own technical and administrative staffs has scant weight indeed when they are in conflict with the political pressures and political promises of the moment.”**

- **9 Legislative Acts Restructured Commission since 1913**
- **1952 – Mack Blackwell Amendment**

Widening Hwy 67 near Malvern, 1956





The Sixties and Seventies

- ***No changes to Commission Structure***
- ***Department became Debt Free***



- ***Legislature transferred nearly 4,400 more miles of County Roads to Highway System***

South Terminal, Lawrence Blackwell burning bonds at a ceremony in 1975.

- ***Department adds "Transportation" to its name – Authority Expanded***

- ***1st State to Complete its Interstate System (1975)***
- ***16,000 Highway Miles (15,000 Paved)***



Toad Suck Ferry on Arkansas River at Highway 60, 1970



I-430 River Bridge, 1973



The Eighties and Nineties

- **1985 – Rural Road Program – out of the mud**
- **Early Retirements – huge workforce turnover**
- **1991 – Highway Improvement Program**
- **1993 – Last Federal Gas Tax Increase**



Section of Hwy 7
named first Scenic
Byway of Arkansas.

- **1999 – Last State Gas Tax Increase**

1991 Highway Improvement Program authorized to
improve or replace approximately 560 bridges.

- **1999 – Interstate Rehabilitation Program –
First Highway Bond Issue in 50 years**

- **I-540 (now I-49) and I-530 Completed**

- **16,400 Highway Miles**

Hopper Tunnel, 1999





The New Millennium



- **2011 – 2nd Interstate Rehabilitation Program**
- **2012 – Connecting Arkansas Program**



Winter Weather in Dec 2000 and Jan 2001 cost almost \$40 M.

- **Governor's Working Group on Highway Funding**

- **16,400 miles State Highways**



New White River Bridge on Hwy 64 at Augusta opened in 2001.



Legislation



Fixing America's Surface Transportation (FAST) Act


- Authorizes 5 Years of Funding
 - Federal Fiscal Years (FFYs) 2016-2020
- \$225.2 Billion for Highway Investment
- \$250 Million Increase for Arkansas over 5 Years
 - \$250 Million Increase from FFY 2015





Governor's Working Group on Highway Funding

January 19, 2016
Press Conference





2016 Special Session





Act 1 - Arkansas Highway Improvement Plan of 2016



- Rule Review
- Reporting
- Structured Communication

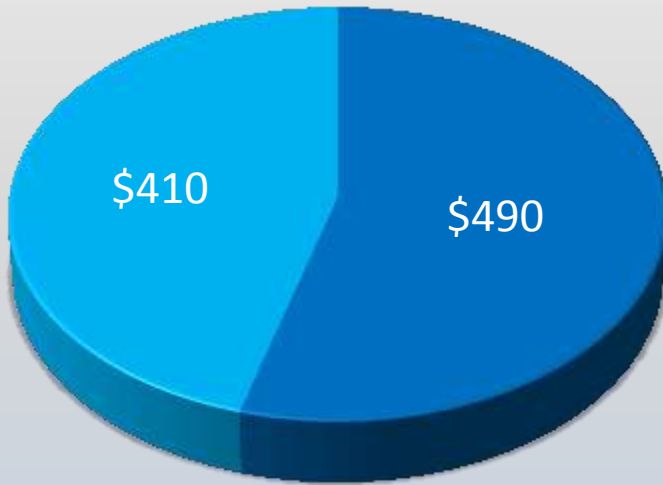




Funding

Prior to the FAST Act

After the FAST Act
and Special Session



\$100 Million Difference

Local Projects





Interstate 530



Under Construction

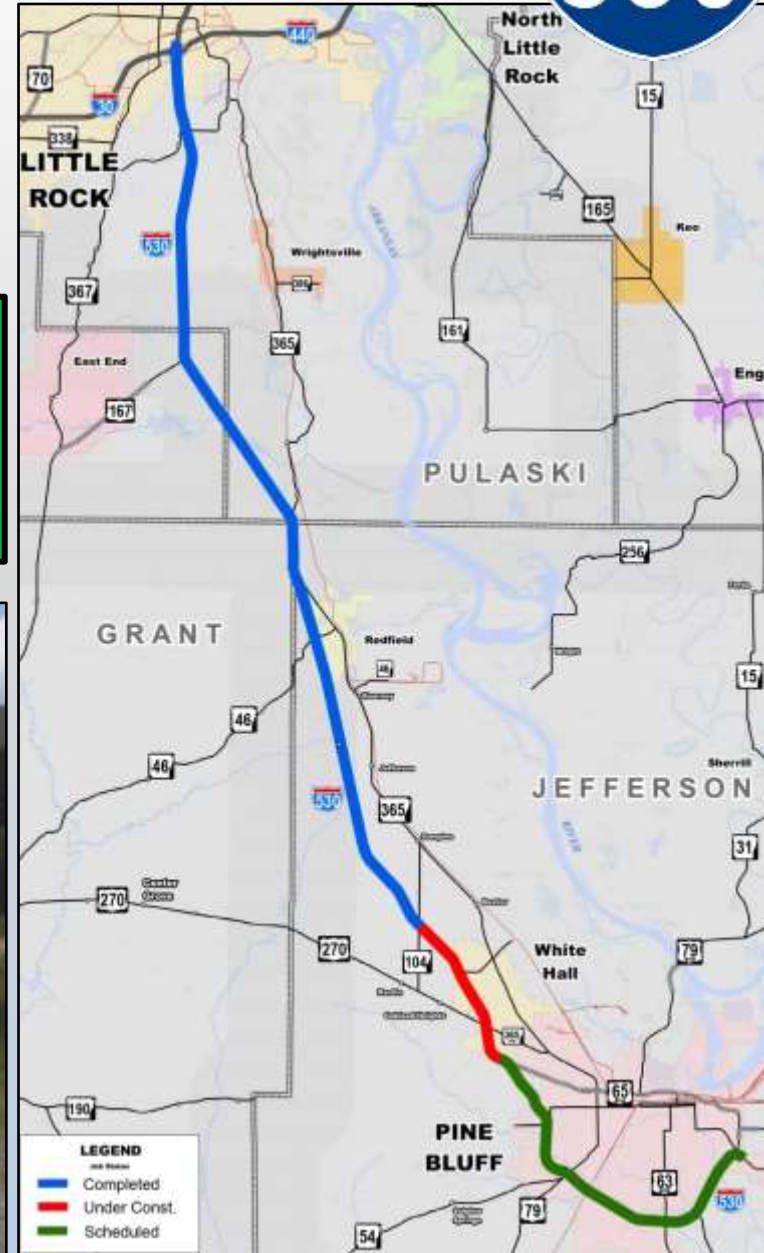
- 5.1 miles
- \$29.8 million

Completed

- 29.1 miles
- \$132.8 million

Scheduled

- 11.8 miles
- \$50-75 million

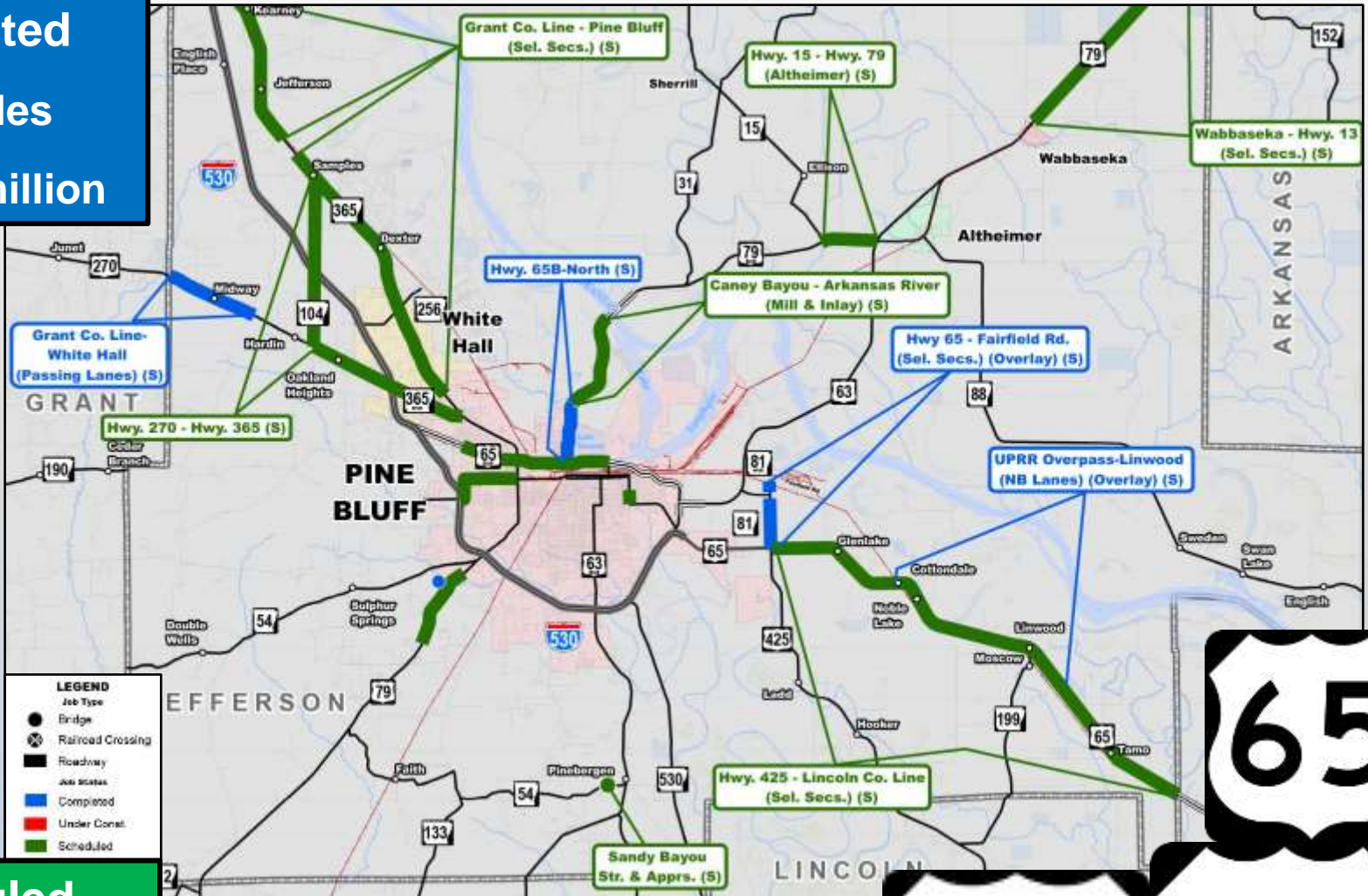




Jefferson County

Completed

- 11.7 miles
- \$10.9 million



Scheduled

- 2.4 miles
- \$35-40 million





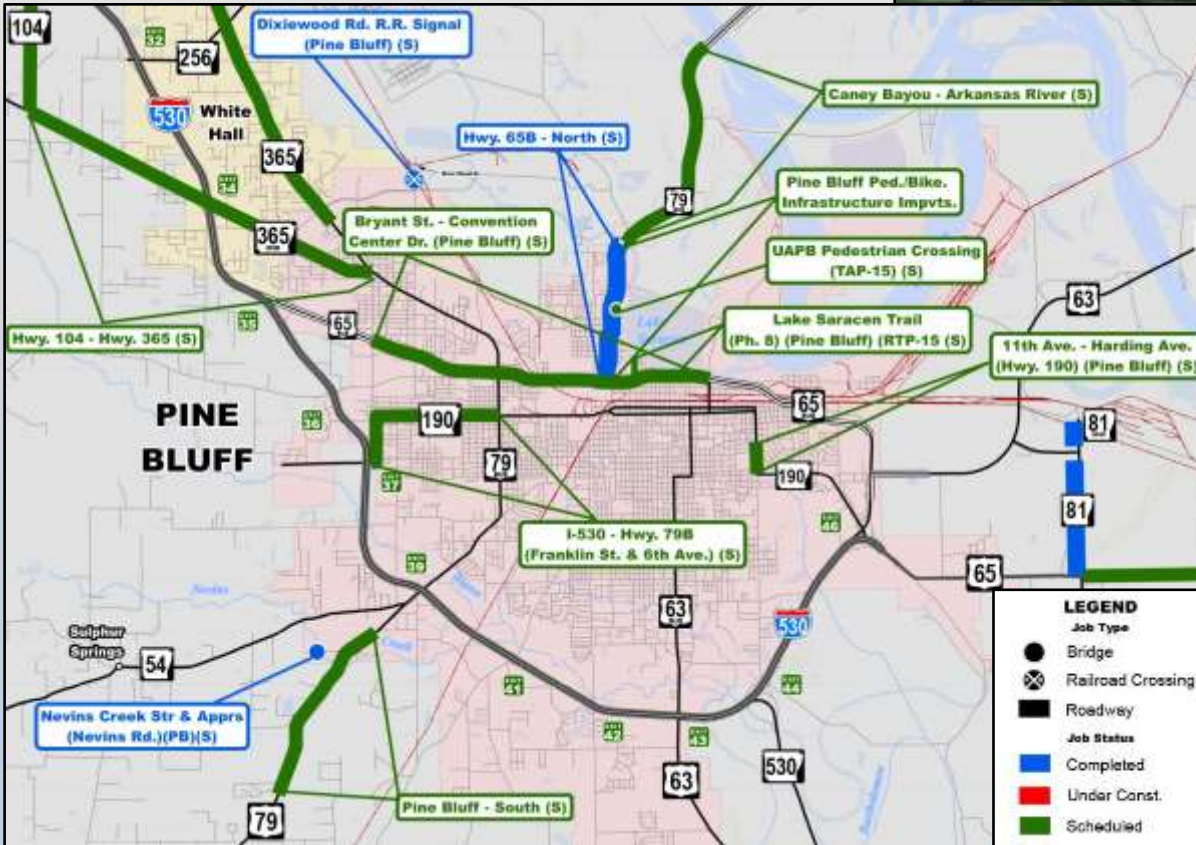
Pine Bluff

Completed

- 7.1 miles
- \$23 million

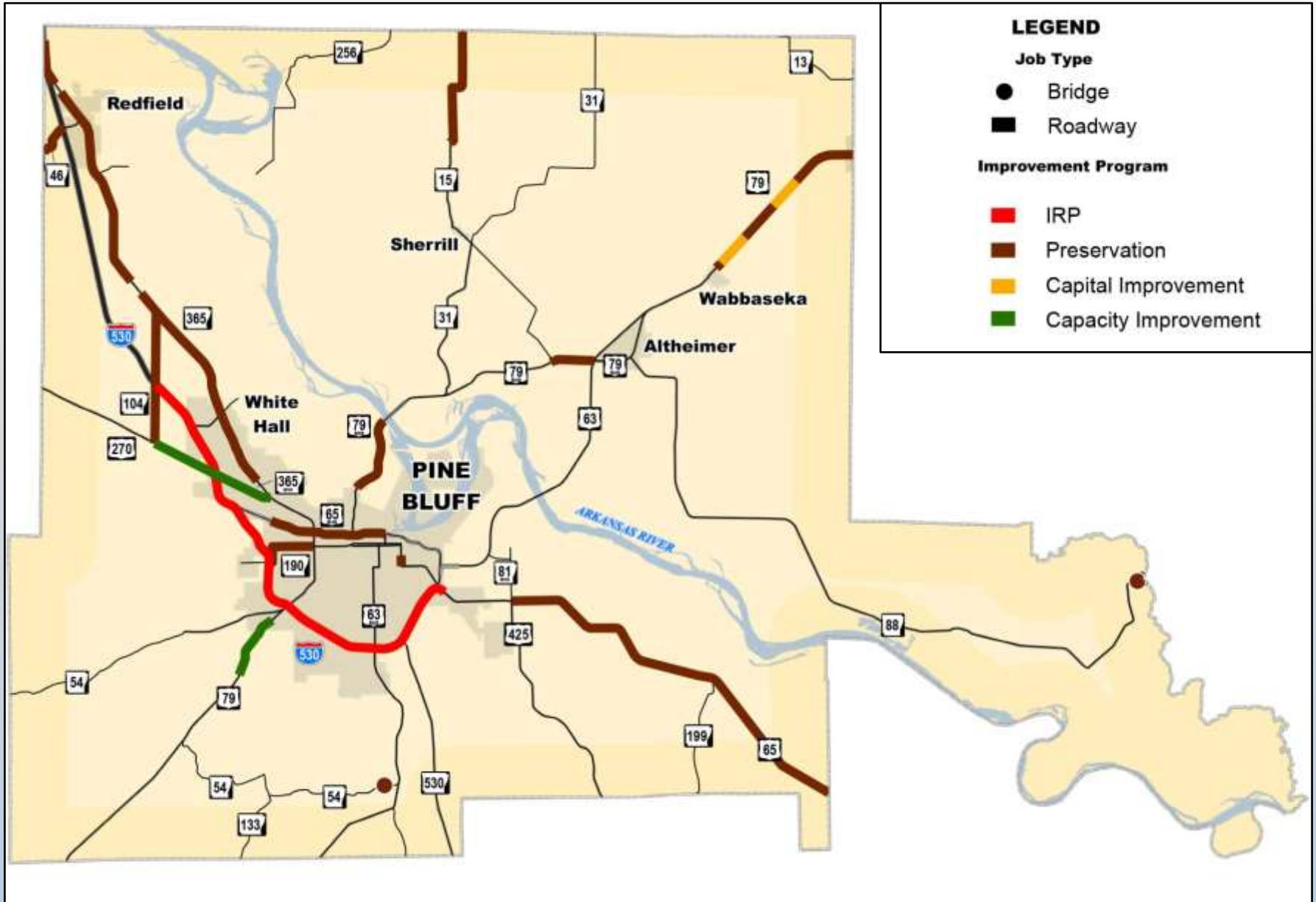
Scheduled

- 2.4 miles
- \$35-40 million





Jefferson County – 2016 to 2020 STIP



Funding





Summary of Needs vs Revenue

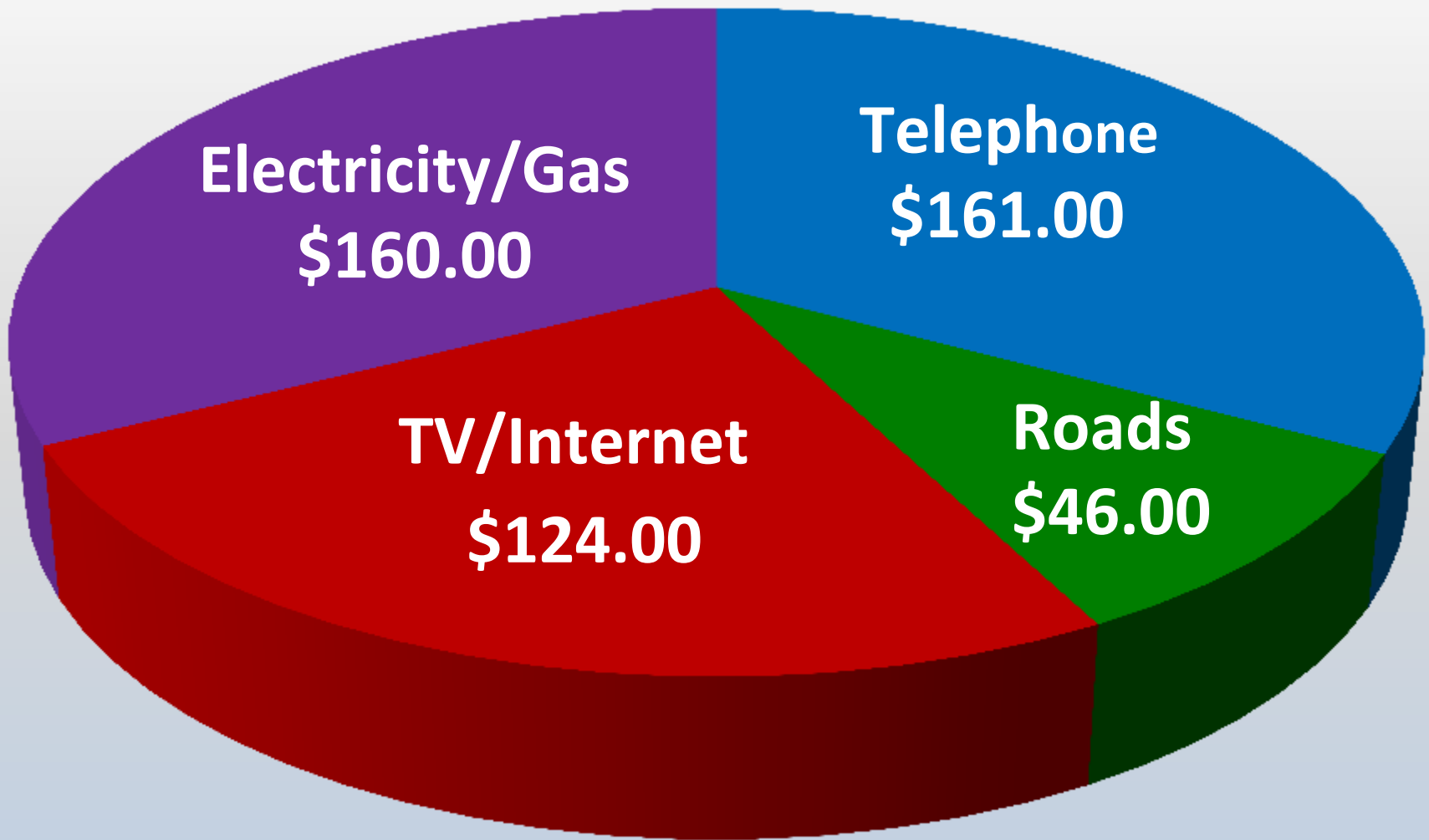
	AMOUNT (x \$1 M)
ESTIMATED REVENUE⁽¹⁾ Federal-aid + State	4,415
TOTAL NEEDS⁽²⁾ Pavement, Bridges, Capacity, Safety, Equipment, Facilities, ITS	9,001
SHORTFALL	(4,586)

(1) Revenue Not Currently Dedicated to Routine Maintenance, Administration and Operations

(2) Does Not Include Economic Development Connectors or Congressionally-Designated High Priority Corridors



Average Monthly Household Expenditures



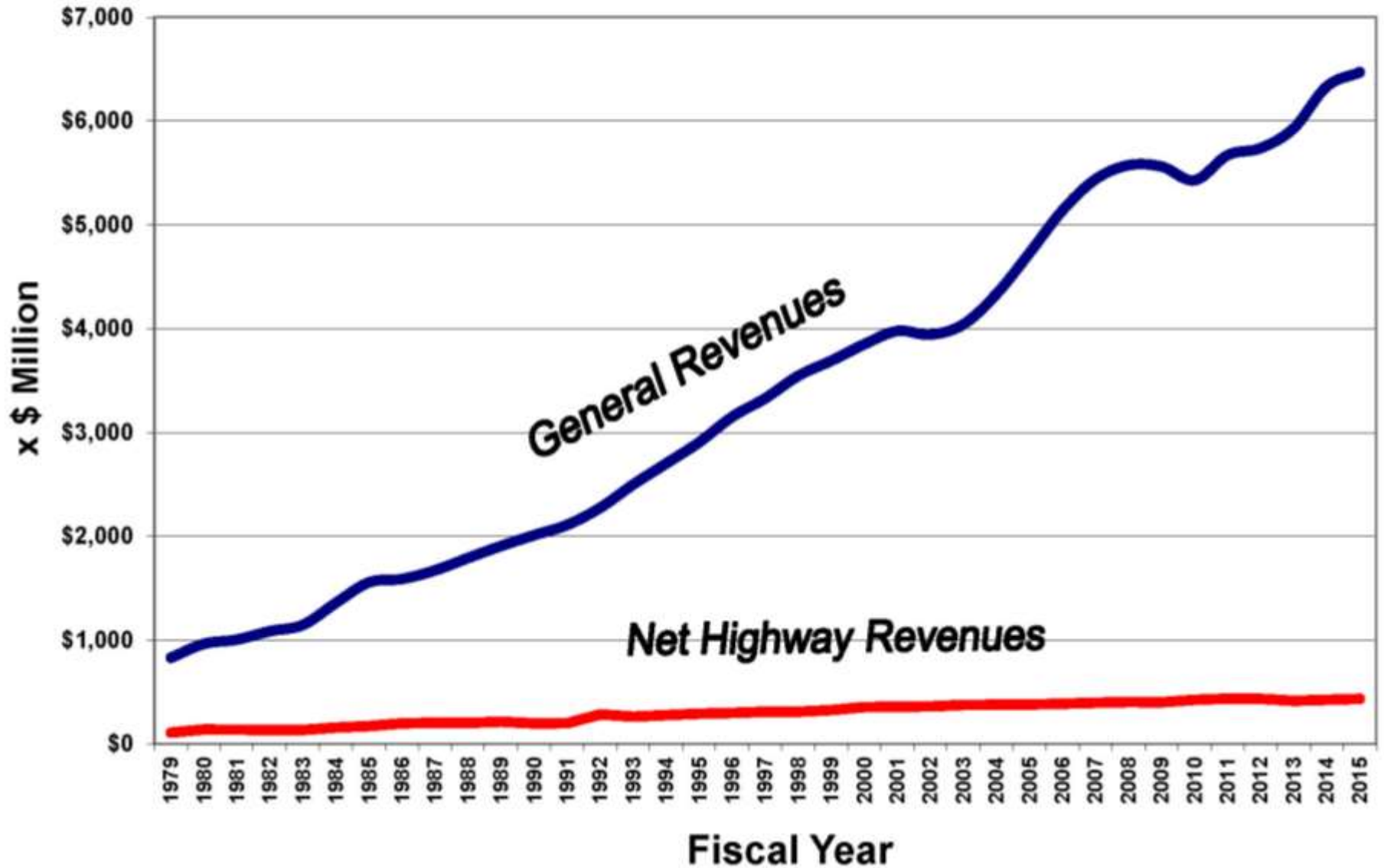


Utilities

Rates increase when costs increase



Arkansas State General Revenues vs AHTD Net Highway Revenues





Gas Tax Increase

FEDERAL

Takes an Act of Congress

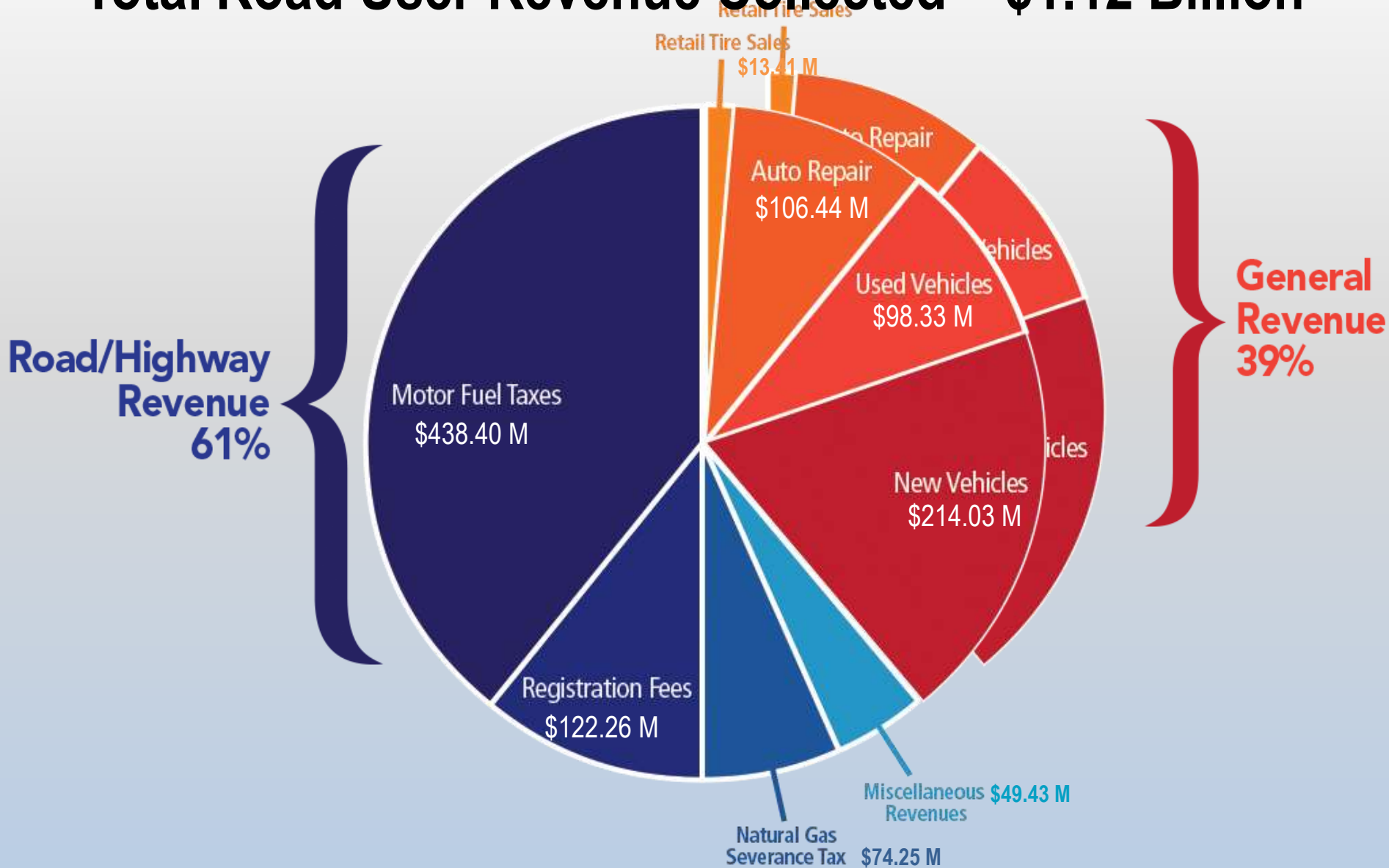
STATE

Either Legislation, or a Vote of the People



2015 Road User Related Tax Revenue

Total Road User Revenue Collected = \$1.12 Billion

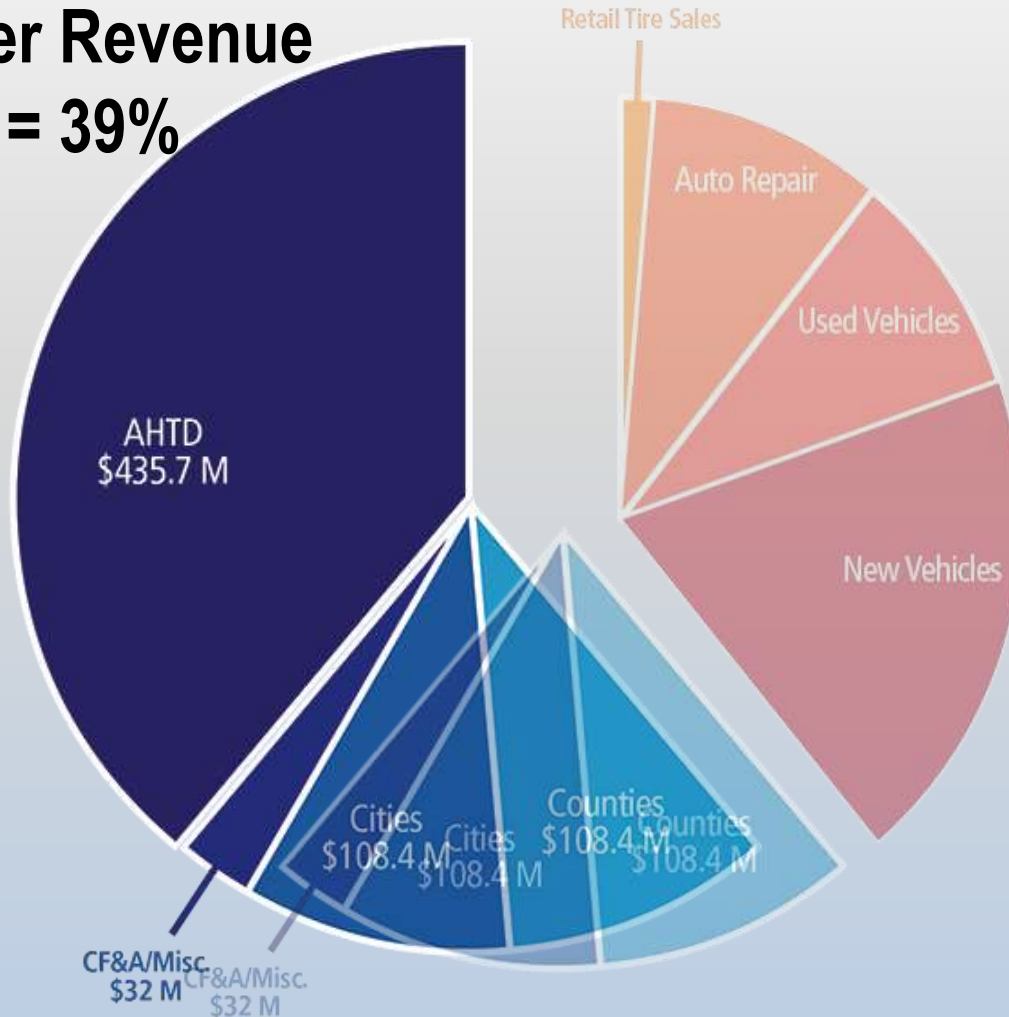




2015 Road User Related Tax Revenue

Total Road User Revenue Collected = \$1.12 Billion

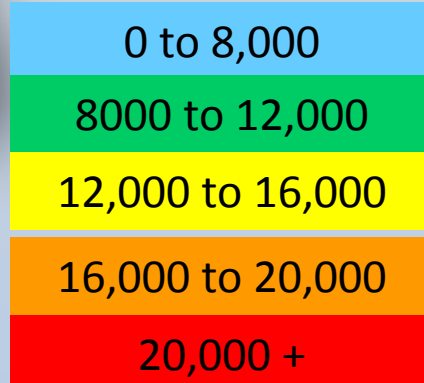
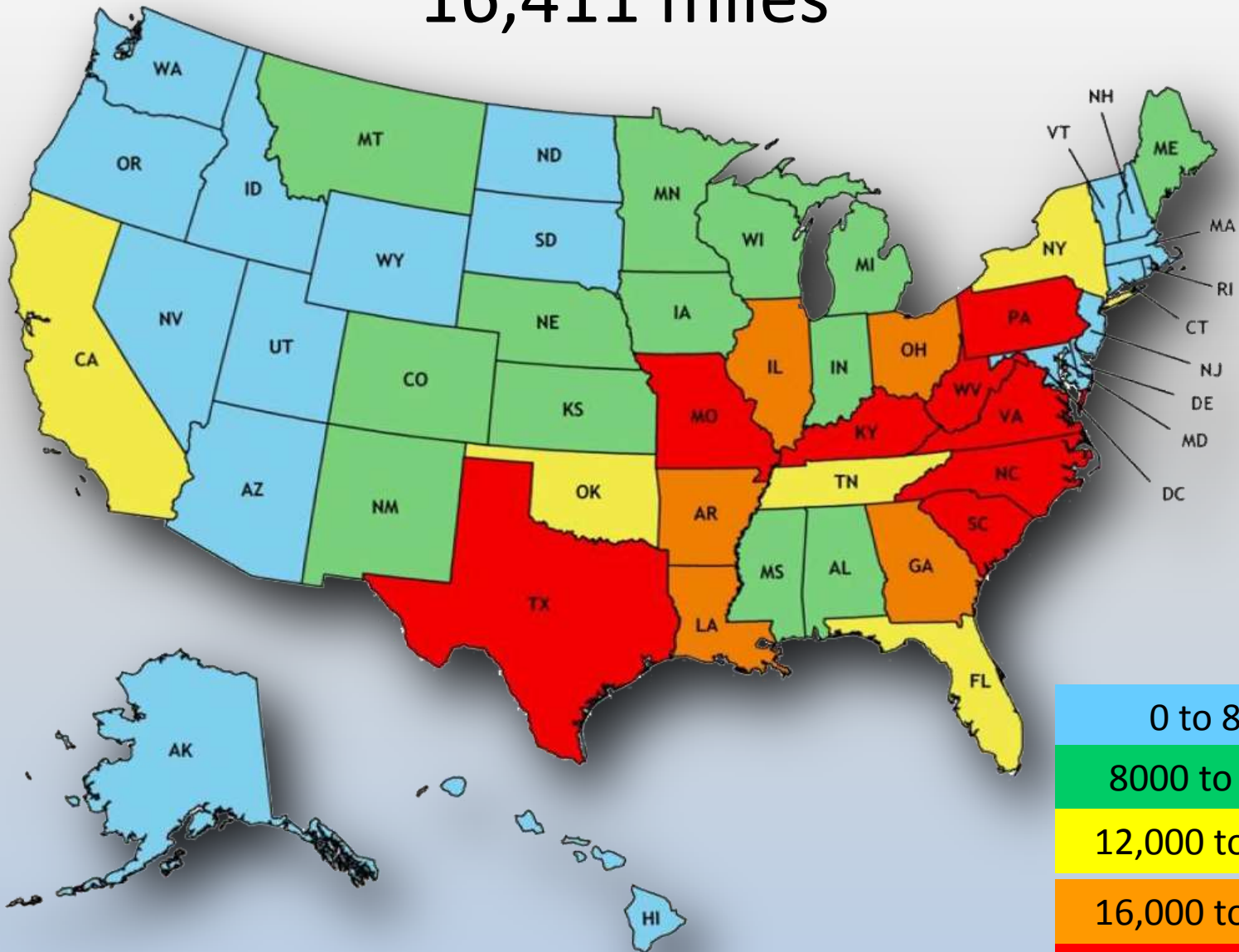
**AHTD Road User Revenue
= \$435.7 M = 39%**





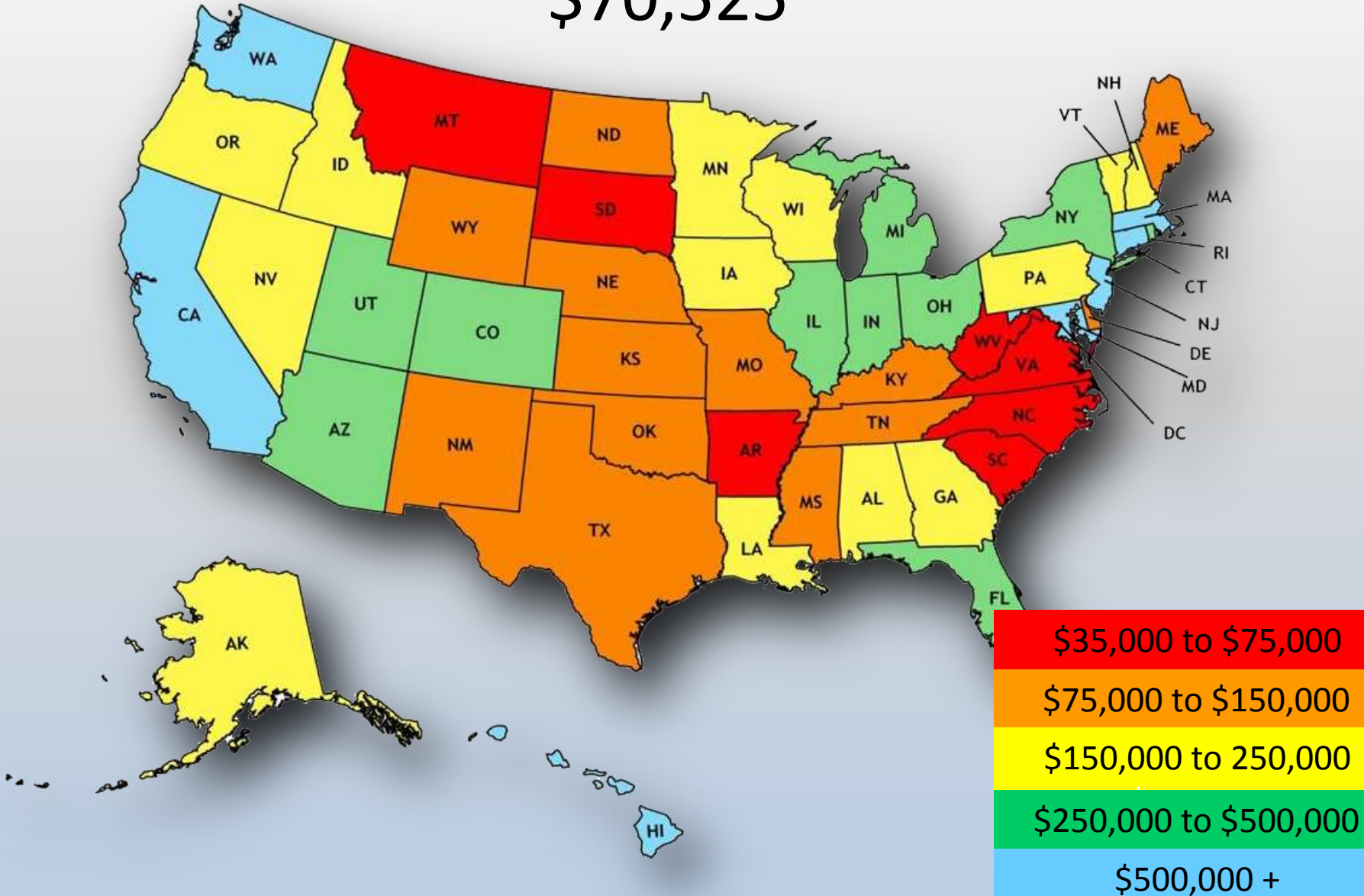
12th in Number of Miles

16,411 miles



40th in Revenue Per Mile

\$70,525

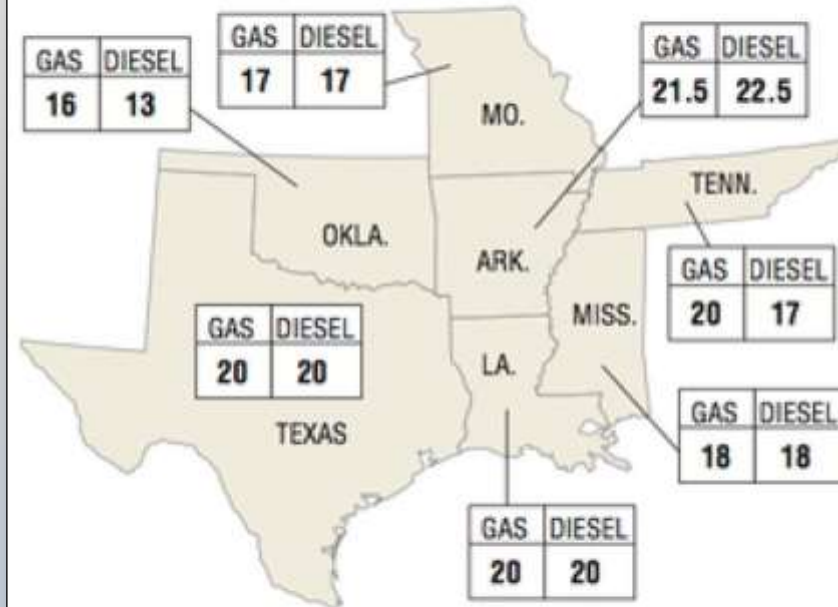




Funding

Fuel excise taxes

Highway programs are funded in part with revenue from per-gallon excise taxes on gasoline and diesel. Arkansas and surrounding states also use general revenue on highways. This map shows the gasoline and diesel excise taxes per gallon in Arkansas and surrounding states.



FEDERAL EXCISE TAX

Gasoline: 18.4 cents per gallon
Diesel: 24.4 cents per gallon

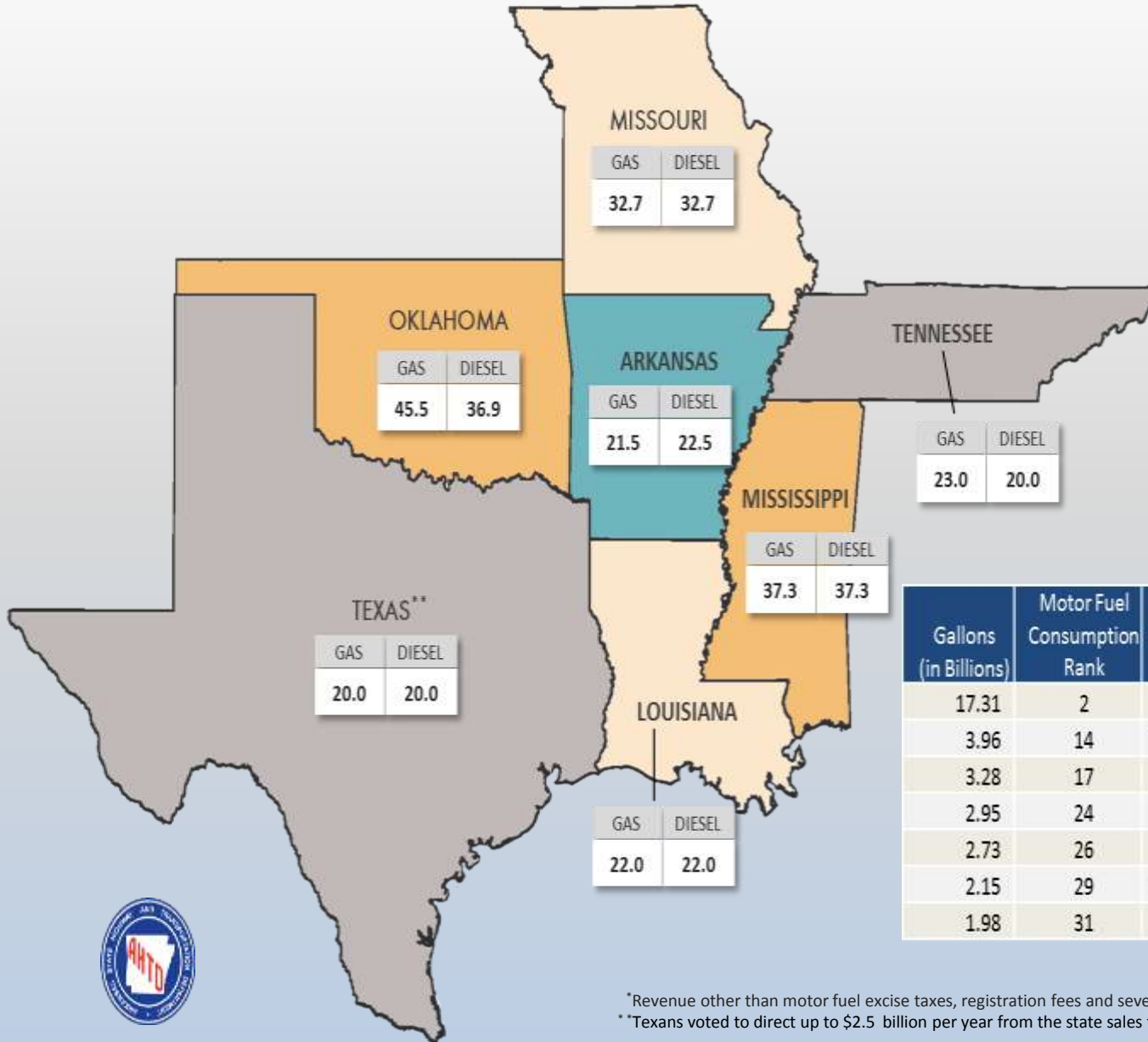
NATIONAL AVERAGE EXCISE TAX

Gasoline: 23 cents per gallon
Diesel: 24 cents per gallon

SOURCES: Arkansas Highway and Transportation Department, U.S. Energy Information Administration



Funding*



Gallons (in Billions)	Motor Fuel Consumption Rank	State	Highway Miles	Gas Tax ¹	Diesel Tax ¹
17.31	2	Texas	80,423	20.0	20.0
3.96	14	Tennessee	13,897	20.0	17.0
3.28	17	Missouri	33,892	17.0	17.0
2.95	24	Louisiana	16,694	20.0	20.0
2.73	26	Oklahoma	12,264	16.0	13.0
2.15	29	Mississippi	10,908	18.0	18.0
1.98	31	Arkansas	16,418	21.5	22.5

¹(cents per gallon)

*Revenue other than motor fuel excise taxes, registration fees and severance tax. Does not include temporary 1/2¢ sales tax.

**Texans voted to direct up to \$2.5 billion per year from the state sales tax to highways. (Begins FY 2018)





- ArkansasHighways.com
- ConnectingArkansasProgram.com
- Vimeo.com/AHTD
- IDriveArkansas.com
- [Twitter.com @AHTD](https://twitter.com/AHTD)



@AHTD

